

PRECAUTIONS

• This disc contains software for the PlayStation®3 system. Never use this disc on any other system, as it could damage it. • This disc conforms to PlayStation®3 specifications for the PAL market only. It cannot be used on other specification versions of PlayStation®3. • Read the PlayStation®3 system Instruction Manual carefully to ensure correct usage. • When inserting this disc in the PlayStation®3 system always place it with the required playback side facing down. • When handling the disc, do not touch the surface. Hold it by the edge. • Keep the disc clean and free of scratches. Should the surface become dirty, wipe it gently with a soft dry cloth. • Do not leave the disc near heat sources or in direct sunlight or excessive moisture. • Do not use an irregularly shaped disc, a cracked or warped disc, or one that has been repaired with adhesives, as it could lead to malfunction.

HEALTH WARNING

Always play in a well lit environment. Take regular breaks, 15 minutes every hour. Discontinue playing if you experience dizziness, nausea, fatigue or have a headache. Some individuals are sensitive to flashing or flickering lights or geometric shapes and patterns, may have an undetected epileptic condition and may experience epileptic seizures when watching television or playing videogames. Consult your doctor before playing videogames if you have an epileptic condition and immediately should you experience any of the following symptoms whilst playing: altered vision, muscle twitching, other involuntary movement, loss of awareness, confusion and/or convulsions.

PIRACY

The unauthorised reproduction of all or any game part of this product and the unauthorised use of registered trademarks are likely to constitute a criminal offence. Piracy harms consumers as well as legitimate developers, publishers and retailers. If you suspect this game product is an unauthorised copy, or have any other information about pirate product, please call your local Customer Service number given at the back of this manual.

PAN EUROPEAN GAMES INFORMATION (PEGI) AGE RATING SYSTEM

The PEGI age rating system protects minors from games unsuitable for their particular age group. PLEASE NOTE it is not a guide to gaming difficulty. For further information visit www.pegi.info.

Comprising three parts, PEGI allows parents and those purchasing games for children to make an informed choice appropriate to the age of the intended player. The first part is an age rating:



The second part of the rating may consist of one or more descriptors indicating the type of content in the game. Depending on the game, there may be a number of such descriptors. The age rating of the game reflects the intensity of this content. The descriptors are:



The third part is a label indicating the game can be played online. This label may be used only by online game providers who have committed to uphold standards which include the protection of minors in online gameplay:-

For further information visit www.pegionline.eu



See back page of this manual for Customer Service Numbers.

SYSTEM SOFTWARE UPDATES



For details about how to perform System Software updates for the PlayStation®3 system, visit eu.playstation.com or refer to the PS3™ system's Quick Reference document.

PARENTAL CONTROL

This product has a preset Parental Control Level based on its content. You can set the Parental Control Level on the PlayStation®3 system to restrict the playback of a product with a Parental Control Level that is higher than the level set on the PS3™ system. For more information, please refer to the PS3™ system Instruction Manual.

This product is classified according to the PEGI rating system. The PEGI rating marks and content descriptors are displayed on the product package (except where, by law, another rating system applies). The relationship between the PEGI rating system and the Parental Control Level is as follows:

PARENTAL CONTROL LEVEL	PEGI RATING AGE GROUP
9	18
7	16
5	12
3	7
2	3

In rare cases, the Parental Control Level of this product may be higher than the age rating which applies in your country, because of differences in the age rating systems in the various countries in which this product is sold. You may need to reset the Parental Control Level on your PS3™ system to enable play.



BLES-00986

FOR HOME USE ONLY: This software is licensed for play on authorised PlayStation™3 systems only. All unauthorised access, use or transfer of the product or its underlying copyright and trademark works is prohibited. See eu.playstation.com/terms for full usage rights. Library programs ©1997-2010 Sony Computer Entertainment Inc. exclusively licensed to Sony Computer Entertainment Europe (SCEE). RESALE AND RENTAL ARE PROHIBITED UNLESS EXPRESSLY AUTHORISED BY SCEE. PlayStation®Network, PlayStation®Store and PlayStation®Home subject to terms of use and not available in all countries and languages (eu.playstation.com/terms). Broadband internet service required. Users are responsible for broadband access fees. Charges apply for some content. Users must be 7 years or older and users under 18 require parental consent. Licensed for sale only in Europe, the Middle East, Africa, India and Oceania.

“B.”, “PlayStation”, “PS3”, “△×□○”, “SIXAXIS” and “PS” are trademarks or registered trademarks of Sony Computer Entertainment Inc. “PS3” is a trademark of the same company. “Blu-ray Disc” and “BD” are trademarks. Rock Band 3 © 2010 Electronic Arts Inc. Published by Electronic Arts. Developed by Electronic Arts Inc. Made in Austria. All rights reserved.

SETTING UP

Set up the PlayStation®3 system according to the instructions in its instruction manual. At start-up, the power indicator light will glow red to indicate that the PlayStation®3 system is in Standby Mode. Press the power button and the power indicator light will turn green.

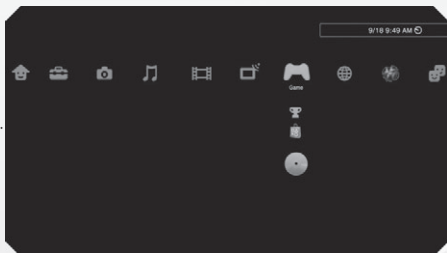
Insert the *Rock Band™ 3* disc into the disc slot with the label side facing upwards. Select the  icon from the XMB™ Menu and press the  button to continue. Make sure there is enough free space on the Hard Disk Drive (HDD) before commencing play. Do not insert or remove peripherals once the power is turned on. Please refer to the PlayStation®3 system's instruction manual for further details about setting up and recharging a Wireless Controller.

PLEASE NOTE: The information in this manual was correct at the time of going to print, but some minor changes may have been made late in the product's development. All screenshots for this manual have been taken from the English version of this product.

NOTE: This title uses an autosave feature. Please do not turn off the system while the saving message is being displayed.

NOTE: This title autoloads saved data on boot up.

NOTE: Please select your preferred language from the system settings menu before commencing play.



XMB™ menu

DUALSHOCK®3 Wireless Controller



INTRODUCTION

The world's greatest music experience is more epic than ever before! Take your band to professional status with *Rock Band™ 3*, featuring new modes, new gameplay, and Pro instruments!

In addition to tons of new music, *Rock Band™ 3* features:



- ▶ All Instruments mode—Play with up to seven band members!
 - ▶ New Road Challenges mode—Your band performs songs and challenges on the road trip of a lifetime.
 - ▶ Rock Band Pro—A new way to play *Rock Band* that teaches you the skills to play a real instrument!
 - ▶ Keyboard—All-new keyboard and Pro Keys are perfect for rounding out your band.
- Plus more exciting new features in *Rock Band™ 3*:
- ▶ Most songs from other *Rock Band* titles and the Rock Band Music Store can be exported to *Rock Band™ 3* without any re-downloading.
 - ▶ Auto-calibrate your game with the wireless Pro Guitars and Drums.
 - ▶ Personal menu—Each player can access his/her own menu to instantly switch between characters, access PlayStation®Network, change options, and more.

STARTING TO ROCK

COMPLETE CONTROLS

MENU NAVIGATION

NOTE: If you have no instrument connected and your microphone does not have built-in control buttons, you must also have a PlayStation®3 controller connected in order to navigate the menus and set up the game.

To navigate menus, move the left stick or the Directional button to highlight an option, press the  button to open its submenu (if applicable), press the Directional button or move the left stick again to highlight a selection, then press the  button to confirm.

VOCALS

Adjust vocal track volume (when microphone is enabled)

Adjust the volume of your vocals (when microphone is enabled)

Adjust mic sensitivity (when microphone is enabled)

Pause game

 button

 button

 button

START button

www.rockband.com
www.facebook.com/RockBand
www.twitter.com/RockBand
www.RockBand3.co.uk
www.RockBand3.de
www.RockBand3.fr
www.RockBand3.se

WIRELESS FENDER™ STRATOCASTER™ GUITAR CONTROLLER (SOLD SEPARATELY)

To play guitar or bass, press and hold the fret buttons matching the notes you see coming down the track. When those notes cross the target at the bottom of the screen, hit the strum bar to play the note.

- ▶ You can hold those fret buttons down in advance. Just like with a real guitar, it only makes noise if you strum.

Note: Tilt the controller neck upwards to go into Overdrive.

- ▶ For information on how to play the guitar in-game, see p. 6.


PRO GUITAR CONTROLLER (SOLD SEPARATELY)

To play professional level guitar, use either the Wireless Fender™ Mustang™ PRO-GUITAR™ Controller or other compatible Pro Guitar controllers. Pro Guitars play like a real six-string guitar. Numbered notes will come down the track and the number tells you what fret to press. Use your fretting hand to press down just behind the fret on the string the note is on. When the note crosses the bar at the bottom of the track, use your strumming hand to play the string. Notes and chords can show up on any of the six strings.

- ▶ The position wave helps you keep track of your fretting fingers' locations. This is really helpful when playing chords.

Note: To enable Pro Guitar mode, you must be playing with one of the Pro Guitar controllers.

DRUMS AND PRO DRUMS (SOLD SEPARATELY)

To play drums or Pro Drums, use your drumsticks to hit the pads that match the rhythm notes as they cross the target at the bottom of the track. Press  foot down on the kick pedal when you see wide, orange notes cross the target at the bottom of the track.

To enable Pro Drums, attach the Rock Band Cymbals and then go to the Options menu, select DRUM OPTIONS, and then enable Pro Drums. Select the cymbals (yellow, green, and/or blue) that you want to enable. You can change this configuration later as needed.

Important Note: If you run out of USB ports while connecting Rock Band™ USB-compatible peripherals, you can use any USB hub for additional ports.

WIRELESS KEYBOARD (MAY BE SOLD SEPARATELY)

Each of the five white keys, from the C key to the G key, is used on the brand new Wireless Keyboard Controller. The keys are displayed on the track, just like they are for guitar or bass. There's a handy guide on the keyboard to show you where the keys are if you're not an experienced musician.

PRO KEYS



Pro Keys are played with the same Wireless Keyboard controller and allow you to play pitch accurate keyboard parts in Rock Band™ 3. When playing the Pro Keys, ten white keys are always shown onscreen. Press the corresponding key when it reaches the base of the track. Whenever a key is pushed down, the key lane will light up. This helps you keep your eyes on the screen and not on the Pro Keys controller.

OPTIONS

To adjust options, select OPTIONS from your personal menu.

- ▶ Select ALL INSTRUMENTS MODE to allow a guitarist, drummer, bassist, keyboardist, and three vocalists to all play at once.
- ▶ Select INSTRUMENT OPTIONS to customize your instrument-specific options.
- ▶ Select SYSTEM SETTINGS to adjust your audio, screen, calibration, and autosave settings.
- ▶ Select EXTRAS to view the Rock Band™ 3 credits and link your account with rockband.com. To link your account, make sure you are signed into a profile and then select ROCKBAND.COM CODE to be given a code that you can use at www.rockband.com. Additional Terms and Conditions apply.
- ▶ Select MODIFIERS to unlock special content – created especially for the true Rock Band aficionado.



TV CALIBRATION

To calibrate your system, select CALIBRATION from System Settings in the Options menu. If you have a Rock Band™ Wireless Fender™ Stratocaster™ Guitar Controller, select CALIBRATE AUTOMATICALLY. Otherwise, select CALIBRATE MANUALLY or select ENTER CALIBRATION NUMBERS to manually set the audio latency compensation by pressing the Directional buttons  or .

AUTO CALIBRATION

- ▶ To calibrate your system's audio timing, when you are prompted, hold your Rock Band™ Wireless Fender™ Stratocaster™ Guitar Controller or Wireless Fender™ Mustang™ PRO-GUITAR™ Controller up to your sound system speaker or TV speaker as close as possible without touching. The volume should be set to a comfortable volume. If you have trouble in a room with a surround system, turning the volume down sometimes helps. Hold your guitar controller there until prompted.
- ▶ To calibrate your system's video timing, when you are prompted, hold your Rock Band™ 3 Wireless Fender™ Stratocaster™ Guitar Controller up to the center of your TV screen, with the guitar controller facing the TV and as close to the TV as possible without touching. This tends to work best in darker rooms, so either turn the lights down or angle the guitar slightly downwards away from the light. Hold your guitar controller there until prompted.
- ▶ You should now be ideally calibrated! Test out a song in Quickplay to make sure it feels right. If not, try auto-calibrating again, or try calibrating manually.

MANUAL CALIBRATION

- ▶ Select OPTIONS from your menu, then SYSTEM SETTINGS, then CALIBRATION, and finally CALIBRATE MANUALLY.
- ▶ Each time you hear a drum beat, press the  button/strum/hit the green pad in time with the beat you hear.
- ▶ Proceed to Step 2: VIDEO CALIBRATION. When you see the needle hit either side of the meter, press the  button/strum/hit the green pad in time with the needle.

If you're still having trouble—or if you just want more information about calibration—please visit www.rockband.com and check out the page on calibrating Rock Band™ 3.

LEARNING TO ROCK

TRAINING PRACTICE

In Practice, you aren't being scored, so it's a great way to try out advanced techniques or master a song.

LEARN AN INSTRUMENT

Learn how to play a real guitar, advanced drums, and a professional level keyboard.

LEARN A SONG

Learn how to play a specific song with your Pro Guitar or Pro Keys.

DRUM FREESTYLE

With Drum Freestyle, you can create your own drum tracks. Adjust the BPM by pressing the Directional buttons 5 or 1.

GUITARIST/BASSIST

- ▶ Plug in your Fender™ Stratocaster™ Guitar Controller (or any other compatible guitar peripheral) and prepare to make some noise!

SOLOS

- ▶ When you start your solo, the solo indicator appears. The solo indicator keeps track of how many notes you've landed.
- ▶ If you have a Fender™ Stratocaster™ Guitar Controller, you can use the five special fret buttons high up on the neck near the body for soloing. When pressing these buttons, you don't need to strum, so you can finger tap that solo—or just showboat like crazy.

PRO GUITARIST

Take your guitar playing to a professional level.

DRUMMER

Blow your friends' minds with tricky beats and crazy fills!

THE BASICS

Keep the beat by hitting the correct colored drum pad when the matching note crosses the target. The wide orange notes are for the kick pedal—step on it when these notes cross the target.

PRO DRUMMER

Think you're an expert on drums? Try Pro Drums on for size.

Note: In order to play Pro Drums, you will need to have at least one Rock Band Cymbal attached to your Drum Controller, although for the full rock experience, nothing beats attaching all three Rock Band Cymbals.

KEYBOARD

Show the world what a true Keyboardist can do!

PRO KEYS

Make sweet music on Pro Keys using all 15 keys.

SINGERS

Plug in your USB-compatible microphone and go solo, or sing in harmony with two backup singers.

Note: If your microphone does not have built-in control buttons, then you must also have a PlayStation®3 controller connected in order to navigate the menus and set up the game.

Note: You must have a microphone to sing. Any USB-compatible mic should work.

LYRICS

Sing the words as they pass the bar on the left side of the screen. Follow along with the note guides.

PITCH

The pitch indicator shows you the pitch you're singing. If a song is out of your range, you can sing an octave higher or lower, as long as you're singing the right note. If you are still having trouble hitting the right notes, you can enable Pitch Correction through the Vocal Options within the Options menu.

Note: You can only use Pitch Correction when one microphone is plugged in. Pitch Correction is disabled when you select HARMONIES or a second microphone is plugged in.

VOLUME CONTROL

- ▶ To adjust the microphone volume for singer 1, press and hold the **⏮** button, then press the Directional button **←/→**.
- ▶ To adjust the microphone volume for singer 2, press and hold the **⏭** button, then press the Directional button **←/→**.
- ▶ To adjust the microphone volume for singer 3, press and hold the **⏯** button, then press the Directional button **←/→**.
- ▶ To adjust the vocal track volume, press and hold the **R1** button, then press the Directional button **←/→**.

NOTE: If you see special percussion notes scrolling on the screen, then whack the microphone against your hand in time with the notes passing through the target.

ENERGY

Build up your energy meter to go into Overdrive and rack up some serious points, or even save yourself or a bandmate! While your energy meter drains, the crowd goes nuts and your points skyrocket.

GUITAR/BASS

To build up your energy, nail the special glowing note phrases to fill up your energy meter. When the meter is at least half-full, you can use your energy to go into Overdrive by tilting your guitar towards the sky.

DRUMS

If you see four solid color bars appear on the screen, it's your cue to bust out a drum fill. Drum fills unleash the energy in your energy meter, driving the crowd wild. At the end of the drum fill, you'll see a special crash note appear. To use your energy, nail that note.

VOCALS

When you see a special glowing phrase, sing those sections as accurately as you can and you'll gain energy to fill your energy meter. To use your energy, look for special lit-up yellow sections without note guides—called Freestyle Sections—and just belt something out to go into Overdrive!

PERSONAL MENU

Each player gets his or her own personal menu that can be accessed at anytime by pressing the **START** button.

QUICKPLAY

CHOOSE SONGS

From the Quickplay menu, select **CHOOSE SONGS** to select any of your *Rock Band™* 3 songs or exported songs from other *Rock Band™* titles. Play solo or with up to six other band members.

PLAY A SETLIST

From the Quickplay menu, select **PLAY A SETLIST** to create a setlist with multiple songs for a serious marathon. Play solo or with up to six other band members. To create a setlist, select **MAKE A SETLIST** and then add your favorite tunes. To find only the exact songs you are looking for press the **SELECT** button to change your view settings and apply filters to your song list.

CREATE A SETLIST

Create your ultimate setlist! After selecting the perfect lineup of songs, you can save your playlist locally or share it with your friends.

FIND ONLINE PLAYERS

Select **PLAY ONLINE** from the Quickplay menu. All band members must have PlayStation® Network accounts in order to join. In the Online lobby, you can invite friends to join your band or wait for other online players to be paired with you.

To invite friends to your band, press the **START** button to open your personal menu then select PlayStation® Network **OPTIONS** and then **INVITE FRIENDS**.

ROAD CHALLENGE

STARTING YOUR ROAD CHALLENGE

Select **START A ROAD CHALLENGE** in the Play Now menu. Then you have two options: **CHOOSE A ROAD CHALLENGE** (if you already have a band to play with) or **FIND ONLINE PLAYERS** (if you're looking to recruit some players).

SPADES METER

In order to reach ultimate stardom, you need to win over the audience by earning Spades. To gain Spades, complete the game's various goals. You can check out the goals you have already completed in Career.

CAREER

Visit the Career menu to see the progress you've made. Every song you play in every mode contributes to your Career progression. View rankings, song progress, and see the goals you've accomplished.

CUSTOMIZE

CUSTOMIZE BAND

Visit the Customize Band menu to edit your band's details.

CREATE CHARACTER

Not satisfied with your current bandmates? Kick them out and create some new ones.

CUSTOMIZE CHARACTER

Customize what your character wears.

PLAY ONLINE®

ONLINE, NETWORK, CONNECTED AND/OR INTERNET PLAY, FUNCTIONALITY, FEATURES AND SUPPORT FOR ROCK BAND, ROCK BAND 2, ROCK BAND 3, ROCK BAND NETWORK AND ANY AND ALL OTHER PRODUCTS OR SERVICES OF HARMONIX MUSIC SYSTEMS, MTV NETWORKS, ELECTRONIC ARTS AND ANY THIRD PARTIES (COLLECTIVELY, "ONLINE SERVICES") ARE PROVIDED SOLELY ON AN "AS IS" AND "AS AVAILABLE" BASIS AND MAY BE MODIFIED OR DISCONTINUED WITHOUT NOTICE AT ANY TIME AND AT THE SOLE DISCRETION OF THE PARTIES, WITHOUT ANY LEGAL, FINANCIAL OR OTHER LIABILITY WHATSOEVER. NO WARRANTY, EITHER EXPRESS OR IMPLIED, IS MADE REGARDING THE ONLINE SERVICES AND UNDER NO CIRCUMSTANCES SHALL ANY REFUNDS, REBATES OR OTHER SUMS BE OWED AND/OR RETURNED IN CONNECTION WITH THE MODIFICATION, DISCONTINUATION, OR UNAVAILABILITY OF THE ONLINE SERVICES.

A PlayStation®Network account is required to play *Rock Band™* 3 online. You can set up a PlayStation®Network account in the System Software that appears when your PlayStation®3 system is turned on without a disc inserted.

PLAYING BEHIND A FIREWALL OR ROUTER

This game uses the following network ports for playing online. If you are running a firewall, ensure it is set to allow the game to communicate on these ports both inbound and outbound:

TCP Ports: 80, 443, 5223

UDP Ports: 3478, 3479, 3658

If you are having difficulty connecting to other players online and your Internet connection is behind a router using NAT (Network Address Translation), you may need to enable port forwarding on your router by forwarding all data on port UDP 3658 to the IP address of your PlayStation®3 system. Alternatively, you can add the IP Address of your PlayStation®3 system into the DMZ section of your router—please consult your router help files for details on how to do this. For more information on firewalls, port forwarding, and DMZs, please visit our online Support Centre at: <http://support.electronicarts.co.uk>.

ROCK BAND MUSIC STORE

To access the Rock Band Music Store, select GET MORE SONGS from the main menu.

DISC EXPORT

Visit www.rockband.com/support for information about exporting songs from other Rock Band titles into Rock Band™ 3!



FEATURING MUSIC FROM SOME OF THE
WORLD'S BEST BANDS...

QUEEN

www.queenonline.com

DEF LEPPARD

www.defleppard.com

JIMI HENDRIX

www.jimihendrix.com

OZZY
OSBORN

www.ozzy.com

THEM
CROOKED
VULTURES

www.themcrookedvultures.com

THE
WHO

www.thewho.com

RAMONES



www.ramones.com

Slipknot

www.slipknot1.com

LYNYRD
SKYNYRD

www.lynyrdskynyrd.com

P H O E N I X

www.wearerphoenix.com

WARRANTY

LIMITED WARRANTY

Electronic Arts warrants to the original purchaser of this computer software product that the recording media on which the software programs are recorded will be free from defects in materials and workmanship for 90 days from the date of purchase. During such period defective media will be replaced if the original product is returned to Electronic Arts at the below address, together with a dated proof of purchase, a statement describing the defects, the faulty media and your return address. This warranty is in addition to, and does not affect your statutory rights in any way. This warranty does not apply to the software program themselves, which are provided "as is", nor does it apply to media which has been subject to misuse, damage or excessive wear.

RETURNS AFTER WARRANTY

Electronic Arts will replace user-damaged media, current stocks allowing, if the original media is returned with a Eurocheque or postal order for £10 per disc, payable to Electronic Arts Ltd. If you have any queries on warranty replacements or user-damaged discs or manuals, please e-mail us on uk-warranty@ea.com. Please note that this is only for warranty and NOT technical queries. Please remember to include full details of the defect, your name, address and, where possible, a daytime telephone number where we can contact you.

Electronic Arts Customer Warranty, PO Box 1096, Guildford, GU1 9JN, United Kingdom.

CUSTOMER SUPPORT - HERE TO HELP YOU!

If you're having trouble with your game, visit <http://support.electronicarts.co.uk> to visit our Support Centre. Here you can view the latest top FAQs for our games, or click GET HELP to view our knowledge base. The solutions you'll find here are the same as those used by our Customer Support staff, so you can be sure they're accurate and up-to-date. To ensure you find the answer to your question, choose the format, game type and title carefully. If you can't find an answer, click ASK EA to ask a Customer Support Technician who will answer your query as soon as possible. If you don't have Internet access, or would prefer to speak to a technician, telephone our Customer Support team (9am-9pm, Monday-Friday).

Telephone: **0870 2432435** Fax: **0870 2413231**

Note: These are UK National Call rate numbers charged at BT's standard national call rates for calls from a BT line in the UK. Consult your telephone service provider for further information. Calls from outside the UK will be charged at International rates.

Note: Customer Support cannot provide gameplay hints or tips.

© 2010 Harmonix Music Systems, Inc. All rights reserved. Covered by Patent No. EP1257996 and patent applications pending. Harmonix, Rock Band, Rock Band 2, Rock Band 3, Rock Band Network and all related titles and logos are trademarks of Harmonix Music Systems, Inc., an MTV Networks company. Rock Band, Rock Band 2, Rock Band 3 and Rock Band Network developed by Harmonix Music Systems, Inc. MTV, MTV Games and all related titles and logos are trademarks of MTV Networks, a division of Viacom International Inc. EA and the EA logo are trademarks of Electronic Arts Inc. All rights reserved. FENDER™, STRATOCASTER™, and the distinctive headstock and body designs commonly found on the STRATOCASTER guitar are trademarks of Fender Musical Instruments Corporation. All rights reserved. All other trademarks are properties of their respective owners.

CREDITS

SONGS

REHAB

as performed by Amy Winehouse
courtesy of Mercury Records Limited under license from Universal Music Enterprises
Written by Amy Winehouse
Published by EMI Blackwood Music Inc. (BMI)

CAUGHT IN A MOSH

as performed by Anthrax
courtesy of The Island Def Jam Music Group under license from Universal Music Enterprises
Written by Joseph Bellardini, Frank Bello, Charlie Benante, Scott Rosenfeld and Daniel Spitz
Published by NFP Music (ASCAP), Universal Music - Z Tunes LLC (ASCAP)

ONE ARMED SCISSOR

as performed by At the Drive-In
courtesy of Fearless Records
Written by Tony Hajjar, Omar Rodriguez, Cedric Bixler, Pabla Hinojos, and Jim Ward
Published by EMI April Music Inc. (ASCAP) and EMI Foray Music (SESAC)

BEAST AND THE HAVELT

as performed by Avenged Sevenfold
courtesy of Warner Bros. Records. By arrangement with Warner Music Group Video Game Licensing
Written by Zachary Baker, James Sullivan, Brian Haner Jr. and Matthew Sanders
Published by EMI APRIL MUSIC INC. (ASCAP)

ROCK ROBSTER

as performed by The B-52s
courtesy of Island Records, Inc. under license from Universal Music Enterprises. Courtesy of Warner Bros. Records Inc. By arrangement with Warner Music Group Videogame Licensing
Written by Ricky Wilson, Cynthia Wilson, Keith Strickland, Fred Schneider and Kate Pierson
Published by EMI April Music Inc. (ASCAP) and EMI Blackwood Music Inc. (BMI), Distilled Music

GOOD VIBRATIONS (LIVE)

as performed by The Beach Boys
courtesy of Capitol Records. Under license from EMI Film & Television Music
Written by Mike Love and Brian Wilson
Published by Irving Music, Inc. (BMI)

IN A BIG COUNTRY

as performed by Big Country
courtesy of Mercury Records Limited under license from Universal Music Enterprises
Written by Stuart Adamson, Mark Brzezicki, Tony Butler and Bruce Watson
Published by EMI Virgin Music, Inc. (ASCAP)

HEART OF GLASS

as performed by Blondie
courtesy of Capitol Records. Under license from EMI Film & Television Music
Written by Debbie Harry and Chris Stein
© 1978 Chrysalis Music on behalf of itself and Monster Island Music Publishing Corp. (ASCAP)

GET UP STAND UP

as performed by Bob Marley & The Wailers
courtesy of Universal-Island Records Ltd. under license from Universal Music Enterprises
Written by Bob Marley and Peter Tosh
Published by Fifty-Six Hope Road Music Ltd., Odnil Music Ltd., State One Music America LLC, Embassy Music Corporation (BMI) Chrysalis One Songs, (BMI), Blue Mountain Music, Ltd. / Irish Town Songs (ASCAP)

FALSE ALARM

as performed by The Bronx
courtesy of Wichita Recordings
Written by Matt Caughthran, Joby Ford, James Tweedy, and Jorma Viki
Published by Universal Music - Z Tunes Llc. (ASCAP), Elvis The Other White Meat (ASCAP)

25 OR 6 TO 4

as performed by Chicago
courtesy of Rhino Entertainment / Chicago Music. By arrangement with Warner Music Group Video Game Licensing
Written by Robert Lamm
Published by Warner/Chappell Music, Inc., Laminations Music (ASCAP), J W Guercio Aurelia Music (ASCAP) All rights on behalf of Laminations Music administered by WB Music Corp.

JUST LIKE HEAVEN

as performed by The Cure
courtesy of Elektra Entertainment Group. By arrangement with Warner Music Group Video Game Licensing. Courtesy of Fiction Records/ Polydor Limited under license from Universal Music Enterprises
Written by Simon Gallup, Robert Smith, Porl Thompson, Laurence Tolhurst, and Boris Williams
Published by Fiction Songs Ltd., Universal - MGB Songs (ASCAP)

SPACE ODDITY

as performed by David Bowie
courtesy of RZO Music
Written by David Bowie
Published by TRO - Essex Music International, Inc. (ASCAP)

SMOKE ON THE WATER

as performed by Deep Purple
courtesy of Warner Bros. Records. By arrangement with Warner Music Group Video Game Licensing. Licensed courtesy of EMI Records Ltd.
Written by Ritchie Blackmore, Ian Gillan, Roger Glover, Jon Lord and Ian Paice
Published by Glenwood Music Corp. (ASCAP)

FOOLIN

as performed by Def Leppard
courtesy of Universal International Music, B.V. under license from Universal Music Enterprises
Written by Robert Lange, Stephen Clark, and Joseph Elliott, Richard Allen, Rick Savage and Peter Willis
Published by Out-Of-Pocket-Prod. Ltd., Universal Polygram Int. Publ., Inc. (ASCAP), Primary Wave Def Lepp (ASCAP)

WHIP IT

as performed by Devo
courtesy of Devo
Written by Gerald Casale and Mark Mothersbaugh
Published by EMI Virgin Songs, Inc. (BMI)

RAINBOW IN THE DARK

as performed by Dio
courtesy of Warner Bros. Records. By arrangement with Warner Music Group Video Game Licensing
Written by Vinny Appice, Jimmy Bain, Vivian Campbell and Ronnie James Dio
Published by AppiceMusic: Niji Music

WALK OF LIFE

as performed by The Dire Straits
courtesy of Warner Bros. Records. By arrangement with Warner Music Group Video Game Licensing
Written by Mark Knopfler
Published by Straitjacket Songs Ltd., Almo Music Corp. (ASCAP)

CHINA GROVE

as performed by The Doobie Brothers
courtesy of Warner Bros. Records. By arrangement with Warner Music Group Video Game Licensing
Written by Tom Johnston
Published by Warner/Chappell Music, Inc., Warner-Tamerlane Publishing Corp. (BMI)

BREAK ON THROUGH (TO THE OTHER SIDE)

as performed by The Doors
courtesy of Elektra Entertainment Group. By arrangement with Warner Music Group Videogame Licensing
Written by The Doors
Published by Doors Music Company

KING GEORGE

as performed by Dover
courtesy of EMI Music Spain, SA
Written by Cristina Llanos and Amparo Llanos
Published by Pizca Pop S.L. (SGAE), Warner/Chappell Music Spain, S.A. (SGAE), WB Music Corp.

THE KILLING MOON

as performed by Echo and The Bunnymen
courtesy of Warner Music UK. By arrangement with Warner Music Group Video Game Licensing
Written by Ian McCulloch, Leslie Thomas Pattinson, Peter Louis Vincent de Freitas, and William Seargant
Published by Warner/Chappell Music, Inc., Zoo Music Ltd., WB Music Corp.

SATURDAY NIGHT'S ALRIGHT FOR FIGHTING

as performed by Elton John
courtesy of Mercury Records Limited under license from Universal Music Enterprises
Written by Elton John and Bernie Taupin
Published by Dick James Music Ltd., Universal - Songs of Polygram Int., Inc. (BMI)

MIDLIFE CRISIS

as performed by Faith No More
courtesy of London Sire Records Ltd. By arrangement with Warner Music Group Video Game Licensing
Written by Bill Gould, Michael Bordin, Roddy Bottum, Michael Patton and James Martin
Published by Big Thrilling/Vomit God Music (ASCAP)

HEY MAN NICE SHOT

as performed by Filter
courtesy of Warner Bros. Records Inc., Reprise Records. By arrangement with Warner Music Group Video Game Licensing
Written by Richard Patrick
Published by EMI Blackwood Music Inc. (BMI)

YOSHIMI BATTLES THE PINK ROBOTS PT. 1

as performed by The Flaming Lips
courtesy of Warner Bros. Records Inc. By arrangement with Warner Music Group Video Game Licensing
Written by Dave Fridmann, Wayne Coyne, Steven Drozd and Michael Virns
Published by EMI Blackwood Music Inc. (BMI)

COLD AS ICE

as performed by Foreigner
courtesy of Atlantic Recording Corp. By arrangement with Warner Music Group Video Game Licensing
Written by Mick Jones and Louis Grammatico
Published by Somerset Songs Publishing, Inc.

RADAR LOVE

as performed by Golden Earring
courtesy of Geffen Records under license from Universal Music Enterprises
Written by Barry Hay and George Kooymans
Published by Sony/ATV Tunes LLC (ASCAP) o/b/o Snamyook/Sony/ATV Music Publishing Holland (BUMA)

KILLING LONELINESS

as performed by H.I.M.
courtesy of Warner Bros. Records, Sire Records. By arrangement with Warner Music Group Video Game Licensing
Written by Ville Valo
Published by EMI Blackwood Music Inc. (BMI)

POWER OF LOVE

as performed by Huey Lewis and The News
courtesy of Capitol Records. Under license from EMI Film & Television Music
Written by Johnny Colla, Chris Hayes and Huey Lewis
Published by Warner/Chappell Music, Inc., WB Music Corp. (ASCAP), Huey Lewis Music (ASCAP), Kinda Blue Music (ASCAP), Cause And Effect Music (ASCAP)

VIVA LA RESISTANCE

as performed by Hypernova
courtesy of Narnack Records by arrangement with The Orchard
Written by Ramin Seyid Emami
Published by Narnack (BMI)

OH MY GOD

as performed by Ida Maria
courtesy of The Island Def Jam Music Group under license from Universal Music Enterprises
Written by Ida Svetsen
Published by EMI Blackwood Music Inc. (BMI)

NEED YOU TONIGHT

as performed by INXS
courtesy of Atlantic Recording Company. By arrangement with Warner Music Group Video Game Licensing. Courtesy of Warner/Chappell Music
Written by Andrew Farriss and Michael Hutchence
Published by Warner/Chappell Music, Inc., Chardonmay Investments LTD. (APRA) & XL Publishing Pty LTD. (APRA), WB Music Corp. (ASCAP)

CENTERFOLD

as performed by J. Geils Band
courtesy of Capitol Records. Under license from EMI Film & Television Music
Written by Seth Justman
Published by Pal-Park Music (ASCAP), Almo Music Corp. (ASCAP)

I GOT YOU (I FEEL GOOD)

as performed by JAMES BROWN
courtesy of Universal Records under license from Universal Music Enterprises
Written by James Brown
Published by Fort Knox Music, Inc.

BEEN CAUGHT STEALING

as performed by Jane's Addiction
courtesy of Warner Bros. Records Inc. By arrangement with Warner Music Group Video Game Licensing
Written by Eric Avery, Perry Farrell, David Navarro and Stephen Perkins
Published by Orange Bulboly Stuff Music, Embryotic Music (BMI), "I Hit You Back Music (BMI), Swizzlestick Music (BMI), Irving Music, Inc. (BMI)

CROSSTOWN TRAFFIC

as performed by Jimi Hendrix
courtesy of Experience Hendrix LLC/MCA Records under license from Universal Music Enterprises
Written by Jimi Hendrix
Published by Experience Hendrix, L.L.C.

I LOVE ROCK N ROLL

as performed by Joan Jet and The Blackhearts
courtesy of Blackheart Records Group
Written by Alan Merrill and Jake Hooker
Published by Finchley Music Corporation

IMAGINE

as performed by John Lennon
courtesy of Capitol Records. Under license from EMI Film & Television Music
Written by John Lennon
Published by EMI Blackwood Music, Inc. (BMI)

ME ENAMORA

as performed by Juanes
courtesy of Universal Music Latino under license from Universal Music Enterprises
Written by Juan Esteban Aristizabal
Published by Peermusic III Ltd. (BMI), Songs of Camaleon (BMI)

FREEBIRD (LIVE)

as performed by Lynrd Skynyrd
courtesy of Geffen Records under license from Universal Music Enterprises

Written by Allen Collins and Ronnie Van Zant
Published by Songs of Universal, Inc. (BMI), Longitude Music (BMI)

OYE MI AMOR

as performed by Mana
courtesy of Warner Music Mexico/Warner Music Latina. By arrangement with Warner Music Group Video Game Licensing
Written by Fher Olvera and Alex Gonzalez
Published by Tulum Music (ASCAP), Big Cojones Music (ASCAP), WB Music Corp.

THE BEAUTIFUL PEOPLE

as performed by Marilyn Manson
courtesy of Interscope Records under license from Universal Music Enterprises

Written by Brian Warner and Jeordie White
Published by Dinger and Ollie Music (BMI)/Blood Heavy Music (BMI)/Songs of Golgotha (BMI), HoriPro Entertainment Group, Inc.

COMBAT BABY

as performed by Metric
courtesy of Everloving Records / Rhino Independent. By arrangement with Warner Music Group Video Game Licensing
Written by Emily Haines and James Shaw
Published by Chrysalis Music (ASCAP)

OUTER SPACE

as performed by the Muffs
courtesy of the Muffs
Written by Kimberly Shattuck
Published by Circus Sized Peanuts (ASCAP) c/o The Bicycle Music Company

SISTER CHRISTIAN

as performed by Night Ranger
courtesy of Geffen Records under license from Universal Music Enterprises

Written by Kelly Keagy
Published by Figs. D Music (BMI) & Rough Play Music (BMI) c/o The Bicycle Music Company

CRAZY TRAIN

as performed by Ozzy Osbourne
courtesy of Epic Records
Written by Osbourne, Rhoads and Daisley
Published by Blizzard Music Limited

MISERY BUSINESS

as performed by Paramore
courtesy of Atlantic Recording Corp. / Fueled By Ramen. By arrangement with Warner Music Group Video Game Licensing
Written by Josh Farro and Hayley Williams
Published by Warner/Chappell Music, Inc., WB Music Corp. (ASCAP), Buk Father, I Just Want To Sing Music (ASCAP), FBR Music (ASCAP), Josh's Music (ASCAP)

LLAMA

as performed by Phish
courtesy of Elektra Entertainment. By arrangement with Warner Music Group Video Game Licensing
Written by Trey Anastasio
© Who Is She? Music, Inc. (BMI)

LASSO

as performed by Phoenix
courtesy of Glassnote Records
Written by Laurent Mazzalaj, Christian Mazzalaj, Thomas Croquet and Frederic Moulin
Published by GhettoBlaster S.A.R.L. administered by Kobalt Music Publishing America, Inc.

DON'T STAND SO CLOSE TO ME

as performed by The Police
courtesy of A&M Records, Ltd. Under license from Universal Music Enterprises
Written by Sting
Published by EMI Blackwood Music Inc. (BMI)

ANTIBODIES

as performed by Poni Hoax
courtesy of Tigersushi Records
Written by Arnaud Roulin, Frederic Soulard, Laurent Bardainne, Nicolas Langlois, Nicolas Villebrun and Vincent Taeger
Published by Sony/ATV Music Publishing o/b/o Sony/ATV Music Publishing France and Tigersushi (JN2B)

SOMETHING BIGGER SOMETHING

as performed by Pretty Girls Make Graves
courtesy of Mttador Records
Written by Derek Fudesco, Jason Clark, Nathan Johnson, Nicholas Dewitt, and Andrea Zollo
Published by Mattitude Music LLC

JERRY WAS A RACE CAR DRIVER

as performed by Primus
courtesy of Interscope Records under license from Universal Music Enterprises
Written by Les Claypool, Reid LaLonde and Tim Alexander
Published by Sturgeon (BMI)

BOHEMIAN RHAPSODY

as performed by Queen
Licensed courtesy of Queen Productions Limited/EMI Records Ltd./Hollywood Records
Written by Freddie Mercury
Published by Glenwood Music Corp. (ASCAP)

NO ONE KNOWS

as performed by Queens of the Stone Age
courtesy of Interscope Records under license from Universal Music Enterprises
Written by Josh Homme, Mark Lanegan and Nick Oliveri
Published by Warner-Tamerlane Publishing Corp. (BMI), Board Staff Music (BMI), Rippelstick Music (BMI), Natural Light Music (BMI), EMI Blackwood Music Inc. (BMI)

DU HAST

as performed by Rammstein
courtesy of Motor Music GmbH under license from Universal Music Enterprises
Written by Richard Kruspe, Heiko Lindemann, Christian Lorenz, Oliver Riedel, and Christoph Schneider
Published by TamTam Fialik Musikverlag, InH Emanuel Fialik, Kobalt Music Publishing America, Inc., Discoton Musik Ed. GmbH, Universal Music - MGB Songs (ASCAP)

I WANNA BE SEDATED

as performed by the Ramones
courtesy of Warner Bros. Records Inc., Sire Records Company. By arrangement with Warner Music Group Video Game Licensing
Written by Doug Colvin, John Cummings and Jeff Hyman
Published by Warner/Chappell Music, Inc. WB Music Corp. (ASCAP) Taco Tunes (ASCAP)

LAST DANCE

as performed by The Raveonettes
courtesy of Vice Music, Inc. by arrangement with The Orchard
Written by Sune Rose Wagner and Thomas Troelsen
Published by Juvenile Delinquent Music (ASCAP) administered by Kobalt Music Publishing America, Inc., Troelsen Publishing (ASCAP).

PORTIONS FOR FOXES

as performed by Rlo Kiley
courtesy of Warner Bros. Records
Written by Jenny Lewis and Blake Sennett
Published by Deprecious Music (BMI), Wonderful Pony Music (BMI) Big Blue Boat Music (BMI), BB Lindstrom (BMI). By arrangement with Warner Music Group Video Game Licensing

DON'T BURY ME... I'M STILL NOT DEAD

as performed by Riverboat Gamblers
courtesy of Volcom Entertainment
Written by Fadi El-Assad, Patrick Lillard, Ian MacDougall and Michael Wiebe
Published by Gambler Rich Entertainment

THE LOOK

as performed by Roxette
courtesy of EMI Music Sweden, AB
Written by Per Hakan Gessle
Published by Jimmy Fun Music, Sony/ATV Melody

BEFORE I FORGOT

as performed by Slipknot
courtesy of Roadrunner Records
Written by Nathan Jordison, Corey Taylor, Paul Gray, James Root, Michael Crahan, Chris Fehn, Mickael Thomson, Sid Wilson and Craig Jones
Published by EMI April Music Inc. (ASCAP)

WALKING ON THE SUN

as performed by Smash Mouth
courtesy of Interscope Records under license from Universal Music Enterprises
Written by Gregory Camp, Paul Delisle, Steven Harwell, and Kevin Iannello

Published by Warner/Chappell Music, Inc., Warner-Tamerlane Publishing Corp. (BMI), Squish Moth Music (BMI)

STOP ME IF YOU THINK YOU'VE HEARD THIS ONE BEFORE

as performed by The Smiths
courtesy of Warner Music UK. By arrangement with Warner Music Group Video Game Licensing
Written by Johnny Marr and Steven Morrissey
Published by Warner/Chappell Music, Inc., Artemis Muziekuitgeverij B.V. (BUM/STE), Universal Music Publishing Limited (GB) (PRS), Marr Songs Ltd., Universal - PolyGram Int. Publ., Inc. (ASCAP)

LIVING IN AMERICA

as performed by The Sounds
courtesy of Warner Music Sweden. By arrangement with Warner Music Group Video Game Licensing
Written by Jesper Anderberg, Johan Bengtsson, Maja Ivarsson, Frederick Nilsson and Felix Rodriguez
Published by Chrysalis One Music (ASCAP)

IN THE MEANTIME

as performed by Spacehog
courtesy of Atlantic Recording Company, Elektra Entertainment Group. By arrangement with Warner Music Group Video Game Licensing
Written by Roston Langdon
Published by Hog Space Music

FLY LIKE AN EAGLE

as performed by Steve Miller Band
courtesy of Capitol Records. Under license from EMI Film & Television Music
Written and composed by Steve Miller
Published by Sailor Music (ASCAP)

PLUSH

as performed by Stone Temple Pilots
courtesy of Atlantic Recording Corp.. By arrangement with Warner Music Group Video Game Licensing
Written by Dean DeLeo, Robert DeLeo, Eric Kretz and Scott Weiland
Published by MilkSongs (ASCAP), Universal Music Corp. (ASCAP), Triple Kauf Noplate Muzak (ASCAP) administered by Bug

THIS BASTARD'S LIFE

as performed by Swingin' Utters
courtesy of Fat Wreck Chords
Written by Max Huber
(Copyright Control) In arrangement by Railer Entertainment

EVERYBODY WANTS TO RULE THE WORLD

as performed by Tears For Fears
courtesy of Mercury Records Limited under license from Universal Music Enterprises
Written by Chris Hughes, Roland Orzabal and Ian Stanley
Published by EMI Virgin Songs, Inc. (BMI)

THE CON

as performed by Tegan and Sara
courtesy of Warner Bros. Records, Sire Records Company. By arrangement with Warner Music Group Video Game Licensing
Written by Tegan Quin and Sara Quin
Published by Naked In A Snowsuit Publishing (SOCAN)

DEAD END FRIENDS

as performed by Them Crooked Vultures
courtesy of Interscope Records under license from Universal Music Enterprises
Written by John Balchin, Dave Grohl and Josh Homme
Published by Warner/Chappell Music, Inc., Cap Three LTD (PRS), Warner-Tamerlane Publishing Corp. (BMI), The Redundancy Corporation of Redundancy (BMI), MJ Twelve Music (BMI), Songs Of Universal, Inc. (BMI)

HUMANOID

as performed by Tokio Hotel
courtesy of Interscope Records under license from Universal Music Enterprises
Music by Patrick Benzner, David Jost, Dave Roth and Tom Kaulitz.
Words by Patrick Benzner, David Jost, Dave Roth and Bill Kaulitz
Published by Benzner Publishing, Emma's Park Music, Jost Music Publishing, Edition Hototobar, Kobalt Music Publishing America, Inc.

I NEED TO KNOW

as performed by Tom Petty and The Heartbreakers
courtesy of Gator Records by arrangement with Wixen Music Publishing, Inc.
Written by Tom Petty
Published by Tarka Music, Almo Music Corp. (ASCAP)

20TH CENTURY BOY

as performed by T. Rex
courtesy of Spirit Music Group Inc. o/b/o Spirit Services Holdings,
S.à.r.l.
Written by Marc Bolan
Published by Spirit One Music o/b/o Spirit Services Holdings, S.à.r.l.

GET FREE

as performed by The Vines
courtesy of Capitol Records. Under license from EMI Film &
Television Music
Written by Craig Nicholls
Published by Mushroom Music Pty. Ltd. (APRA), Sony/ATV Tunes LLC
(ASCAP), Ivy League, Sony/ATV Music Publishing LLC

LOW RIDER

as performed by WAR
courtesy of Avenue Records
Written by Sylvester Allen, Harold Brown, Morris Dickerson,
Jerry Goldstein, Le Roy Jordan, Charles Miller, Lee Oskar and
Howard Scott
Published by Far Out Music, Inc. (ASCAP), Universal - PolyGram Int.
Publ., Inc. (ASCAP)

WEREWOLVES OF LONDON

as performed by Warren Zevon
courtesy of Elektra Entertainment Group. By arrangement with Warner
Music Group Video Game Licensing
Written by Warren Zevon, Lesley Marinell and Robert Wachtel
Published by Zevon Music, Tiny Tunes, Leadsheet Land Music

THE HARDEST BUTTON TO BUTTON

as performed by The White Stripes
courtesy of Third Man Records/XL Recordings
Written by Jack White III
Published by Peppermint Stripe Music

HERE I GO AGAIN

as performed by Whitesnake
courtesy of Geffen Records under license from Universal
Music Enterprises
Written by David Coverdale and Bernie Marsden
Published by Warner/Chappell Music, Inc., C.C. Songs LTD. (PRS), WB
Music Corp., EMI Virgin Songs, Inc. d/b/a EMI Longitude Music (BMI)

I CAN SEE FOR MILES

as performed by The Who
courtesy of Polydor Records Ltd. (U.K.) under license from Universal
Music Enterprises
Written by Peter Townshend
Published by TRO - Essex Music, Inc. (ASCAP)

ROUNDABOUT

as performed by Yes
courtesy of Atlantic Recording Company. By arrangement with Warner
Music Group Video Game Licensing
Written by Jon Anderson and Steve Howe
Published by Topographic Music Ltd. (ASCAP), WB Music Corp.

SIMPLETON

as performed by The Acrobats
courtesy of Sussupol Records
Written by C. Wissmuller and D. Sussman
© 2010 The Acrobats (BMI)

HERE COME THE GUNS

as performed by Choo Choo La Rouge
courtesy of KIAM Records
Written by Vincent Scorzio, Chris Lynch, and Jon Langmead
© 2009 Choo Choo La Rouge (BMI)

EVERYTHING I HATE ABOUT MYSELF

as performed by Death of the Cool
Written by Izzy Maxwell
© 2010 Izzy Maxwell

MORE

as performed by Down June
Written by Kristin Clow Sawyer
© 2006 Down June

BLINK

as performed by Father Octopus
Written by Geoff Pitsch and Dan Brakeley
© 2008 Geoff Pitsch

SIGNS

as performed by Giant Target
Written by Aaron Price, Caleb Wheeler, Daniel Chace, and Phillip Hunt
© 2009 Giant Target

BURIED ALIVE

as performed by The Holepunch Generation
courtesy of Audiobullo Records
Written by Patrick Ballthrop
© 2010 Audiobullo Records

OSPREY

as performed by LOON
Written by Anne Marie Titaric, Paul Lyons, and Mis Zill
© 2010 LOON

TEN KINGDOMS

as performed by Megasus
courtesy of Wild Power/20 Buck Spin
Written by Ryan Lesser, Paul Lyons, Jason Kendall, and Brian Gibson
© 2008 Megasus

LOVE AND TONIC

as performed by Milquetoast & Co.
Written by James McAndrew, Robin Ryczek, Bill Whitney,
Joe Mageary, and Francis Quinn
© 2010 Milquetoast & Co. (BMI)

RIPPING THROUGH LIFE

as performed by Soul Remnants
Written by Tom Preziosi, Mitch Fletcher, and Brett Jean
© 2007 Soul Remnants

FLYTRAP

as performed by Spirit Kid
courtesy of RPL Audio
Written by Emeen Zarookian
© 2010 EZ Beats

THIS WAR WILL NEVER START

as performed by Steve Pardo
Written by Steve Pardo
© 2010 Steve Pardo (ASCAP)

WE HAVE ARRIVED

as performed by Taxpayer
Written by Taxpayer
© 2009 Bunny Foo Foo (ASCAP)

DISCO CITY

as performed by That Handsome Devil
Written by Christian Oppele and Jeremy Page
© 2009 Glum Merry-maker (BMI)

TRASH CANDY

as performed by Tijuana Sweetheart
Written by Helen "The Hellion" McWilliams (BMI)
© 2009 Tijuana Sweetheart

For Help & Support please visit: **eu.playstation.com** or refer to the telephone list below.

Australia	1300 365 911 Calls charged at local rate	Italia	199 116 266 Lun/Ven 8:00 – 18:30 e Sab 8:00 – 13:00
Österreich	0820 44 45 40 0,116 Euro/Minute		11,88 centesimi di euro + IVA al minuto Festivi: 4,75 centesimi di euro + IVA al minuto Telefonii cellulari secondo il piano tariffario prescetto
Belgique/België/Belgien	011 516 406 Tarif appel local/Lokale kosten	Malta	23 436300 Local rate
Česká republika	222 864 111 Po – Pa 9:00 – 17:00 Sony Czech, Tarifováno dle platných telefonních sazeb. Pro další informace a případnou další pomoc kontaktujte prosím www.playstation.sony.cz nebo volejte telefonní číslo +420 222 864 111	Nederland	0495 574 817 Interlokale kosten
	283 871 637 Po – Pa 10:00 – 18:00 Help Line Tarifováno dle platných telefonních sazeb	New Zealand	09 415 2447 National Rate 0900 97669 Before you call this number, please seek the permission of the person responsible for paying the bill. Call cost \$1.50 (+ GST) per minute
Danmark	70 12 70 13 support@dk.playstation.com Man–fredag 18–21; Lør–søndag 18–21	Norge	81 55 09 70 0,55 NOK i startavgift og deretter 0,39 NOK pr. Minutt support@no.playstation.com Man–fredag 15–21; Lør–søndag 12–15
Suomi	0600 411 911 0,79 Euro/min + pvm fi-hotline@nordiskfilm.com maanantai – perjantai 15–21	Portugal	707 23 23 10 Serviço de Atendimento ao Consumidor/Serviço Técnico
France	0820 31 32 33 prix d'un appel local – ouvert du lundi au samedi	España	902 102 102 Tarifa nacional
Deutschland	01805 766 977 0,12 Euro/minute	Россия	+7 (095) 238 36 32
Ελλάδα	00 32 106 782 000 Εθνική Χρονοση	Sverige	08 587 822 25 support@se.playstation.com Mån–Fre 15–21, Lør–söndag 12–15
Ireland	0818 365065 All calls charged at national rate	Suisse/Schweiz/Svizzera	0848 84 00 85 Tarif appel national/Nationaler Tarif/Tariffa Nazionale
		UK	0844 736 0595 Calls may be recorded for training purposes

If your local telephone number is not shown, please visit **eu.playstation.com** for contact details.



Where you see either symbol on any of our electrical products, batteries or packaging, it indicates that the relevant electrical product or battery should not be disposed of as general household waste in Europe. To ensure the correct waste treatment of the product and battery, please dispose of them in accordance with any applicable local laws or requirements for disposal of electrical equipment/batteries. In so doing, you will help to conserve natural resources and improve standards of environmental protection in treatment and disposal of electrical waste.



This symbol may be used on batteries in combination with additional chemical symbols. The chemical symbols for mercury (Hg) or lead (Pb) will appear if the battery contains more than 0.0005% mercury or more than 0.004% lead.

EAX03807685GUMT